



Intellect

Business Intelligence

FUNCTIONAL SCOPE



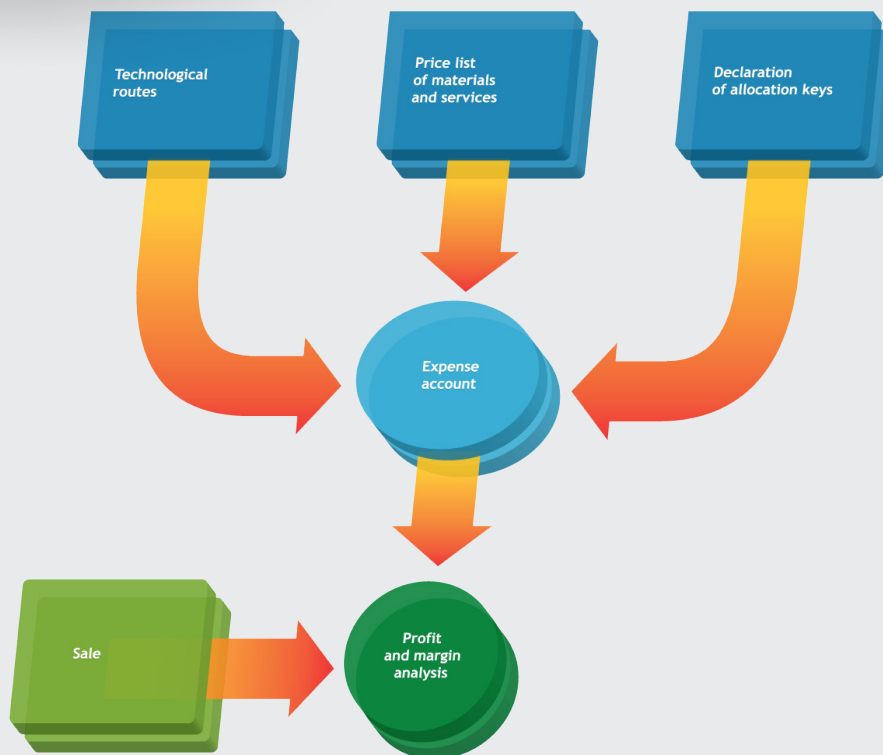
2intellect.com

Thinking Technology

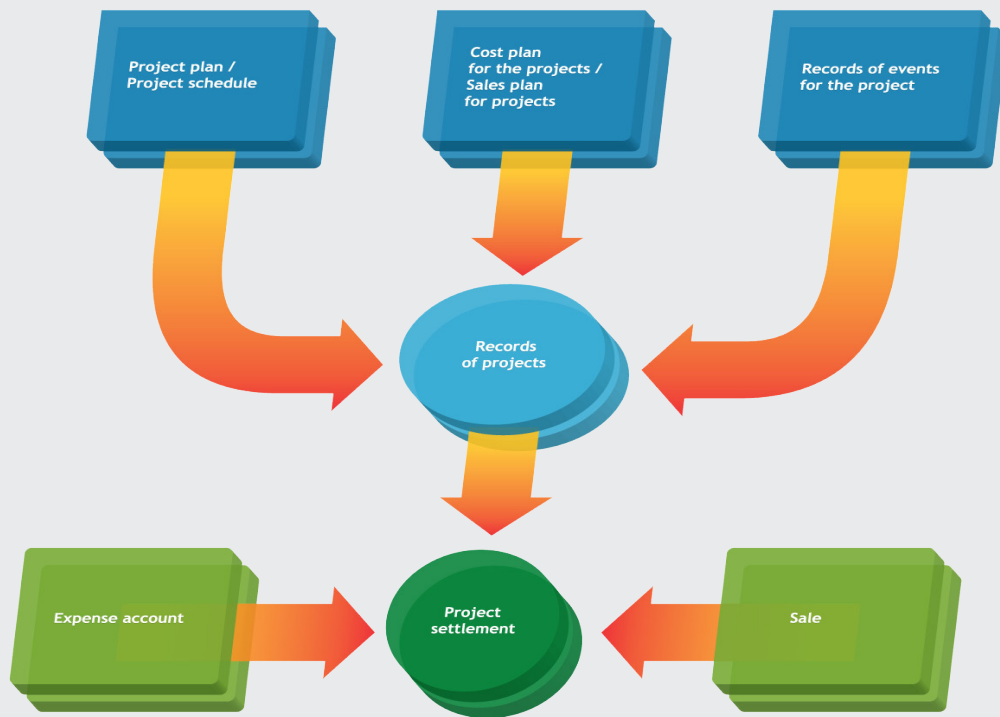
SALES MANAGEMENT



- Analysis of the structure and dynamics of sales
- Sales Analysis using drag & drop technology
- Basket sales analysis
- Analysis of the actual selling price
- Analysis of groups (profiles) contractors
- Assortment features analysis
- Sales concentration analysis
- Analysis of the effectiveness of marketing campaigns
- Presentations with use of a map
- Determination of trends based on historical data
- Sales analysis of type “what-if”
- Correlation analysis of baskets sales
- Profitability research of sales for products and projects
- Settlement of contracts sales
- Planning and settlement of tasks sales



Sales data support the bill of costs



Sales data and cost account data supports settlement of project

■ COST MANAGEMENT

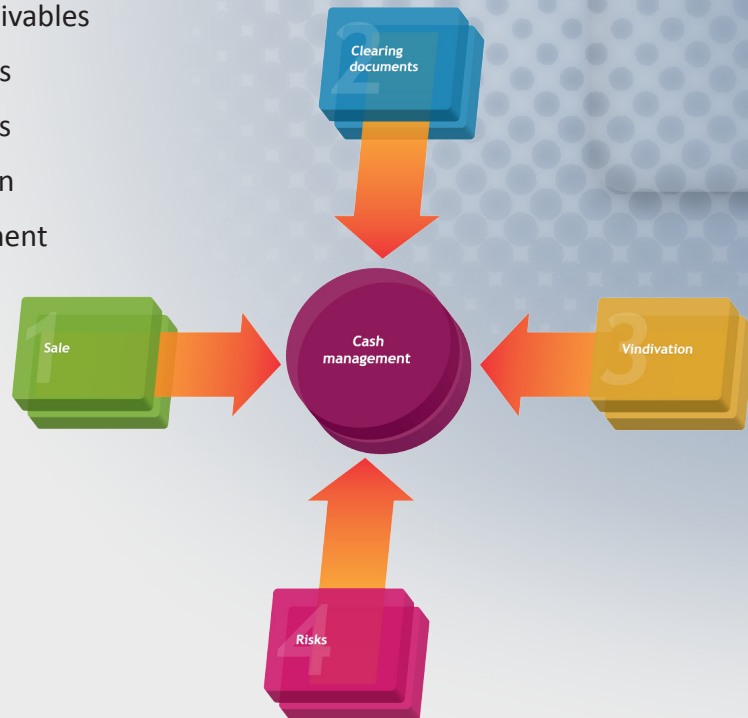
- Expense account for declared multidimensional structures of costs
- Declaring allocation keys for indirect costs
- Costs settlement for products and assortment
- Expense account for projects
- Multidimensional comparative analysis of historical data
- Trend analysis
- Cost analysis of type “what-if”
- Routes and technological recipes for the use of expense account

■ PLANNING AND SETTLEMENT OF PROJECTS

- Recording projects
- Planning the structure of sales and costs of projects
- Estimates of sales and costs of projects
- Projects scheduler
- Project settlement
- Profitability research of projects
- Effectiveness analysis of planning
- Consolidated and historical analysis of projects

■ CASH AND CLEARING MANAGEMENT

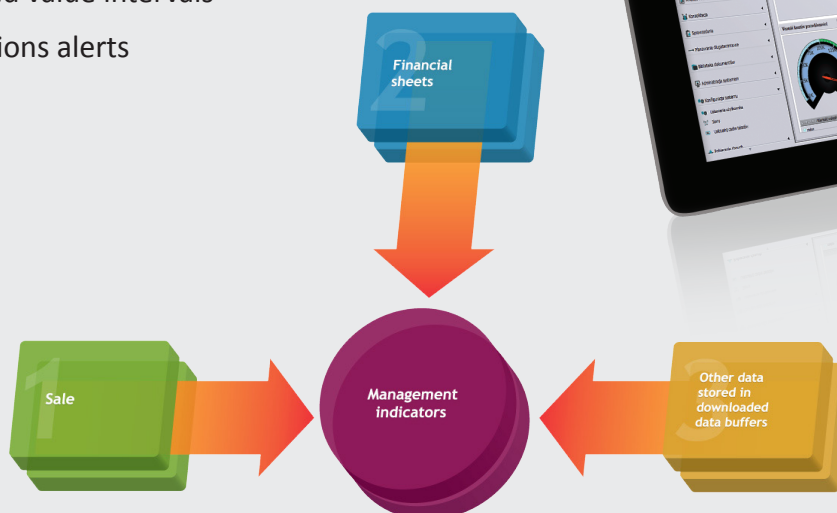
- Analysis of uncounted documents
- Trend analysis of uncounted receivables
- Aging of receivables and liabilities
- Risks analysis, court cases records
- Support panels for debt collection
- Panel for efficient cash management



Sales data supports context clearing analysis

■ PANELS OF MANAGEMENT INDICATORS

- Possibility of declaring indicators (performance, efficiency, etc.) for system roles
- Indicators declared for arbitrarily adopted concept of business metering
- Graphical visualization of data calculated for interpreted value intervals
- Presentations alerts



Management indicators panel uses data form financial sheets and sales



■ SHEETS AND FINANCIAL REPORTS

- Ability to configure any financial sheets and summaries
- Predefined sheets: Profit and Loss Account , Balance Sheet , Cash Flow, Indicator
- Analysis , Models for bankruptcy early warning
- Comparative summary for accounted financial sheets
- Trend analysis based on historical data
- Ability to create rules and principles of interpretation of data in financial sheets
- Configurable templates of financial reports
- Construction of prediction and their settlements on the basis of selected financial sheets
- Ability to create predictions based on profiled scenarios

■ CONTRACTORS CONTACTS MANAGEMENT

- Records of relationships with existing and potential customers
- Management of products, services and goods database
- Offer generation and record
- Control state of orders realization, sales, bidding
- Planning and settlement of commercial tasks
- Planning and measure the effectiveness of marketing campaigns

■ BUSINESS PROCESS MANAGEMENT

- Vindication process management
- Offering process management
- Recruitment process management
- Planning process management
- Other process management

■ COMPANY DESCRIPTION

- Description of many companies
- Construction of diagram of capital groups
- Description of the capital relation in capital groups
- Records of organization charts for companies

■ LONG-TERM PLANNING

- Long-term planning of sales
- Long-term planning of production
- Planning with use of technological routes
- Defining long-term planning process
- Planning based on the financial sheets
- Sale tasks planning for assumed sale features

■ OTHERS

- Panels , windows , fully definable interfaces and declaring system roles in accordance with concept of reporting and access to management indicators
- The ability to build any desktop , analyzes and summaries
- Customization of interface
- Ability to review the interface
- Ability to change text and content
- Internal , built-in environment to rebuild, change or design new windows , functions , reports
- On-line: ability to download ready standard sheets , drivers , lists (expert data files repository available via WWW)
- User rights system – restrictions for range of available options and range of downloaded data
- Record and settlement of tasks
- Multilingualism

DOCUMENT LIBRARY

- Storage of documents generated in the system and external documents
- Reviewing and determining the flow of documents

CONSOLIDATED CAPITAL GROUPS

- Declarations of capital groups
- Generation of consolidated financial sheets for groups of companies
- Generation of consolidated financial statements for groups of companies

WEB INTELLECT

- Full preview of documents, analyzes and spreadsheets via a web browser
- Adaptation of KPIs within individually arranged dashboards
- Monitoring of all processes from any location





Contact details:

Jasielska Street 16

60-476 Poznań

Poland

tel./faks (61) 84 34 266

tel./faks (61) 84 34 270

www.2intellect.com

2INTELLECT.COM S.A.

- Capital Group PC Guard SA
- Capital: 1,100,000 PLN
- Mission: The transfer of knowledge and technology supporting management in business organizations



2intellect.com
Thinking Technology